

PR SRT STD  
US POSTAGE  
PAID  
PERMIT NO. 8  
ANNANDALE, MN  
56302

*The Official Newspaper of  
Otter Tail Lakes  
Property Owners  
Association*

**Volume 55 - No. 3  
- June 2026 -**



# Lakeshore News



## *Remember Your Life Jacket!*

### • **What's Inside** •

Mission Statement, Board of Directors,	
President's Corner .....	<b>2</b>
Calendar of Events, OTLPOA Meeting Dates,	
Remembering When, DNR New Electronic License.....	<b>3</b>
Lightning Safety For Boaters .....	<b>4</b>
Clean-Up Our Lakes Contest .....	<b>5</b>
Swimmer's Itch 101 .....	<b>6</b>
Minnesota Mosquitoes: By The Month .....	<b>7</b>
Boating and Personal Watercraft	
Regulations .....	<b>8, 9, 11</b>
Learning About Hummingbirds in Minnesota,	
Recipe Corner, Church Directory .....	<b>10</b>
Land Transfers, Join Your Neighbors And	
Preserve Our Lakes .....	<b>12</b>
Otter Tail Water Management District, Septic Systems...	<b>13</b>
Free Nitrate Water Testing Clinics .....	<b>14</b>
Dog and Cat Laws .....	<b>15</b>
Minnesota DNR Webinar Series .....	<b>16</b>

**Good Luck To All Area Fisherpeople!**



# Lakeshore News

The Official Newspaper of Otter Tail Lakes Property Owners Association

Volume 56 - No. 3 • June 2026 • Battle Lake, MN



## Otter Tail Lakes Property Owners Association (OTLPOA) Mission Statement

The object and purpose of this corporation shall be to promote the community welfare and civic development of all areas of Otter Tail County bordering on or approximate to the shoreline of Otter Tail Lake and such other land areas further removed therefrom as its members shall from time to time determine, and to assist the property owners within said area in the preservation of their civic areas and those of Otter Tail Lake itself, including the planting and promulgation of fish therein and the protection and preservation of wildlife on the land areas adjacent to Otter Tail Lake as may be determined by the members, to promote and develop the horticultural development of the areas described, to promote the cultural and social lives of the inhabitants of said area and to provide a vehicle by which legal or political problems common to the areas and the inhabitants thereof, including tax problems, may be resolved in any manner provided by law for the common welfare of the members of this corporation; and to that and this corporation may acquire by purchase or other means such real or personal property as may be necessary in carrying out its stated objectives and to mortgage or sell or exchange the same and to do any and all other acts permitted by the laws of the State of Minnesota in furtherance of its stated purposes.

## – OTLPOA Board of Directors –

- President –**  
Eric Gerken (Otter Tail Lake) .....egerken31@gmail.com - 320-491-1277
- Vice President –**  
Mark Long (Deer Lake) .....mdlongmark@outlook.com - 701-640-1033
- Treasurer –**  
Pat Hunke (Otter Tail Lake) .....phunke@hunkestransfer.com - 218-639-4910
- Secretary –**  
Becky Kemling (Otter Tail River N) ....beckykemling@msn.com - 218-371-9095
- Blanche Lake Directors –**  
Ken Wentz .....kwmjmw@gmail.com - 760-885-9668  
Jeff Skogen .....jeffskogen@gmail.com - 303-898-2501

- Long Lake Director –**  
Paul Oxberry .....poxberry@outlook.com - 612-703-3116
- Round Lake Director –**  
Steve Mouritsen .....Steve.mouritsen@wellsfargo.com - 612-237-6927
- Walker Lake Director –**  
Mike Wendt .....MWendt3853@outlook.com
- Otter Tail Lake Directors –**  
Dan Carlisle .....dcarlisle@toddwadena.coop - 218-639-3972  
Devon Gemeli .....Devoch98@yahoo.com - 701-318-3600  
Debbie Ness .....deb@yourresort.com - 218-495-2468  
Julie Swanson .....julieswansonproperties@gmail.com - 218-282-0044  
Jerame Tysdal .....otproperties@arvig.net  
Steve Young .....Slyoung5@arvig.net - 218-371-9289



## – OTLPOA President's Eric Gerken's Corner –

vation, wake control and respectful lake use so that everyone can safely enjoy all that our lakes have to offer.

One of our continued priorities is protecting the health of the lake. Aquatic invasive species remain a concern, and we ask all members to follow best practices such as cleaning, draining and drying all watercraft and equipment. In addition, reports of swimmer's itch are in nearly every lake in our area so avoid feeding waterfowl and minimizing time in shallow shoreline areas. Your cooperation plays a vital role in maintaining water quality and preserving our lake for future generations. Your dollars are helping with the research on how to prevent or combat the itch! We hear you so we donated \$10,000 to the U of Minnesota Invasive Species Research

– these dollars are ear marked specifically for Swimmers Itch research!

Finally, we are excited about upcoming lake events and association updates. This summer we plan to host our annual meeting in August along with our 2nd annual Cleanup Day to help neigh-

bors reconnect and welcome new members. We encourage your participation, feedback and continued support from the association. Together, we can keep our lakes safe, healthy and enjoyable places for all. Stay safe and see you on the water!

## Greetings Everyone!

As we head into another beautiful summer lake season, we'd like to welcome back all property owners and guests to our lakes. Summer has finally arrived, bringing lower water levels with improved clarity, setting the stage for a great summer of boating, fishing and family time. We need rain which will help our very low lake levels gain some water. As always, we encourage everyone to be mindful of shoreline preser-



# OTLPOA 2026 Meetings

**Mark Your Calendars!**

June 25 • July 23 • August 27

September 24 • October 22

**Ottertail City Community Center 6 p.m.**

**If any member wants to address the board with any questions or issues, please notify secretary or any board member to be added to the agenda.**

**Annual Meeting Date & Location To Be Announced** (more detail to come)

## Calendar of Events 2026

- June 6 . . . . . Lake Region Healthcare Run - Fergus Falls  
Minnesota Muskellunge Opener
- June 12-13 . . . . . Fergus Falls Summerfest
- June 13 . . . . . Maplewood State Park Running Wild Trail Run - Free Park Day
- June 16-17 . . Shrine Circus - West Otter Tail County Fairgrounds, Fergus Falls
- June 17-21 . . . . . Perham's 21st Turtle Fest
- June . . . . . TriCity Junk Jaunt - Battle Lake, Henning, Ottertail Rummage Sales
- July 10 . . . . . Relay for Life of East Otter Tail County in Perham
- July 11-12 . . . . . Phelps Mill Arts Festival
- TBA . . . . . Downtown Fergus Falls Shop Move'n Groove
- TBA . . . . . Ottertail Business & Community Association Annual Auction
- July 15-18 . . . . . West Otter Tail County Fair - Fergus Falls
- July 23-26 . . . . . East Otter Tail County Fair - Perham
- July 23-25 . . . . . Battle Lake's Wenonga Days
- July 29-August 2 . . . . . Vergas' Loony Days
- August 6-8 . . . . . WE Fest - Detroit Lakes
- August 7-8 . . . . . Silver Sage Pro Rodeo - Clitherall
- August 7-9 . . . . . Parkers Prairie Fall Festival & Bull Ride
- August 8 . . . . . Art & Craft Affair - Battle Lake
- August 15 . . . . . Vining Watermelon Day
- August 22 . . . . . Millerville Butter Days  
Clitherall Summer Festival
- August . . . . . Perham Crazy Days  
East Otter Tail County Breakfast On The Farm  
Perham Pioneer Days  
Rod & Gun Club Demo Derby - Ottertail  
Ottertail City's Otter Fest
- September 4-5 . . . . . Underwood's Harvest Festival
- September 5 . . . . . Battle Lake Area Community Fund's Gathering of Planes
- September 11-13 . . . . . Lake Region Pioneer Threshermen's Reunion - Dalton
- September . . . . . Woodstack - Prospect House & Museum, Battle Lake

*While at the lake, check out some of these area events and support our advertisers!*

**Events are subject to change.  
To submit an event, contact [blreview@arvig.net](mailto:blreview@arvig.net)**

# REMEMBER WHEN ...

by *OTLPOA Board Members Dan Carlisle and Jeff Skogen*

## Do you remember The Red Hut?

The Red Hut was a popular local restaurant and gathering spot near the Otter Tail River in Battle Lake. Established in the mid-1950s by couple, Harlan and Trula Ebbighausen, the restaurant served locals and visitors along the popular river stretch between Otter Tail Lake and East Lost Lake.



The restaurant was built when the Ebbighausens constructed their home. It was situated right on the winding waterway which became convenient and well-known landmark for locals. It operated for years before eventually closing and shifting the building into local lore.

Today the former site of The Red Hut is fondly remembered as a prominent river landmark. The route along the Otter Tail River near where the restaurant once stood remains a popular recreational stretch for kayakers, canoers and tubers in Otter Tail County.

If readers have another story of "Remember When" submit it to Jeff Skogen (contact info can be found on page 2).

## DNR Launched New Electronic Licensing System

The Minnesota Department of Natural Resources launched the first phase of its a modernized electronic licensing system June 9 with the fishing and hunting license module.

The new ELS is a modern and secure system that offers more flexibility than ever — three ways to buy a license (mobile app, online or in-person from a license agent) and three ways to carry it (paper, PDF or stored in the app). Customers can purchase, store and even register harvests from anywhere including areas without cell service.

As the new system launches, DNR and its partner PayIT will have plenty of staff on hand to help users through the transition along with user guides and how-to videos.

Phase two of the launch will happen at a later date with the recreational vehicle and watercraft titling and registration module. For now, that titling and registration process will remain the same, and the legacy system will remain operational.

When fully launched, the new ELS will support millions of transactions across a catalog of more than 400 license and permit products each year and bring the licensing experience into the modern era.

Updates from the Minnesota DNR about the new electronic licensing system are available online ([mndnr.gov/elsupdates](http://mndnr.gov/elsupdates)).

**Remember To Take Your Trash When You Leave To Help Keep Our Lakes Cleans!**

# Lightning Safety For Boaters



Late spring and summer is the peak season for lightning strikes across Minnesota. Lightning strikes sometimes occur with little or no warning, which is especially hazardous for boaters and anglers out on the water.

If you are caught outdoors when a lightning storm strikes, take shelter inside a building or car and close the windows and doors. Get out of the water if you are swimming or boating and get away from it. If boating, stay low and avoid contact with the water.

## WHAT IS LIGHTNING?

Lightning is a flow of current from negative to positive in most cases and may move from the bottom to the top of a cloud, from cloud to cloud, or from cloud to ground.

When lightning strikes, it will most often strike the highest object in the immediate area. On a body of water, that highest object is a boat. Once it strikes the boat, the electrical charge is going to take the most direct route to the water where the electrical charge will dissipate in all directions.

## HOW LIGHTNING TRAVELS

Let's consider a few possibilities:

- Lightning strikes the ungrounded radio antenna on your boat. The metal antenna carries the electrical charge to the radio, which does not have a good conductor to the water. Your hand is on the radio, or on metal connected to the radio. Your feet are on a wet surface, which is in contact with metal which extends through the hull of the boat to the water. Your body may then become the best conductor for the electrical charge.
- Lightning strikes the mast of your sailboat. The electrical current follows the mast or wire rope to your hands, through your body to the wet surface and then through the hull to the water.
- While operating a motorboat, the lightning strikes you, passes through your body to the motor and then to the water.
- Sitting in your aluminum or fiberglass rowboat, you are holding a graphite fishing rod (a good electrical conductor) that gets struck by lightning. The electrical charge passes through the rod, your body, then to the boat to the water.

In all four examples, you could be seriously injured. You could be dead.

You don't have to be in contact with the components of the boat struck by lightning; there could be side flashes. A side flash occurs when the electrical charge jumps from one component to another seeking a better path to ground. You might be that "better path."

## MINIMIZE LIGHTNING STRIKE DAMAGE

Do not become a lightning target:

- Preferably stay off and definitely get off, the water whenever weather conditions are threatening.
- Have an adequate lightning protection system installed and have it inspected regularly. About Lightning Protection Systems (Boatsafe.com)
- Never go boating without knowing the forecast. Sign Up for Notifications (NOAA)

Small, local storms might not be reported, so it is important that boaters learn to read the weather:

- Watch for the development of large well-defined rising cumulus clouds. Once they reach 30,000 feet, the thunderstorm is generally developing. Now is the time to head for shore. As the clouds become darker and more anvil-shaped, the thunderstorm is already in progress.
- Watch for distant lighting. Listen for distant thunder. You may hear the thunder before you can see the lightning on a bright day. Seldom will you hear thunder more than five miles from its source. That thunder was caused by lightning 25 seconds earlier (The sound of thunder travels at one mile per five seconds).

If you can't get off the water soon enough, it is critical to take safety precautions to protect the people in your boat:

- Stay in the center of the cabin if the boat is so designed. If no enclosure (cabin) is available, stay low in the boat. Don't be a "stand-up human" lightning mast!
- Keep arms and legs in the boat. Do not dangle them in the water.
- Discontinue fishing, water skiing, tubing, swimming or other water activities when there is lightning or even when weather conditions look threatening. The first lightning strike can be a mile or more in front of an approaching thunderstorm cloud.
- Disconnect and do not use or touch the major electronic equipment, including the radio, throughout the duration of the storm.
- Lower, remove or tie down the radio antenna and other protruding devices if they are not part of a lightning protection system.
- To the degree possible, avoid making contact with any portion of the boat connected to the lightning protection system. Never be in contact with two components connected to the system at the same time. Example: The gear levers and spotlight handle are both connected to the system. Should you have a hand on both when lightning strikes, the possibility of electrical current passing through your body from hand to hand is great. The path of the electrical current would be directly through your heart--a very deadly path!
- It would be desirable to have individuals aboard who are competent in cardiopulmonary resuscitation (CPR) and first aid. Many individuals struck by lightning or exposed to excessive electrical current can be saved with prompt and proper artificial respiration and/or CPR. There is no danger in touching persons after they have been struck by lightning.
- If a boat has been, or is suspected of having been, struck by lightning, check out the electrical system and the compasses to ensure that no damage has occurred.

Below is what happens to a fishing pole after being struck by lightning.



**Service** *servicing you best!*  
FOOD MARKET

OPEN 7 Days  
A Week!



**Cut to Order Meats** Certified Angus Beef  
**Seafood and Freshwater Fish**  
**Fresh Baked Bread and Cookies**  
**Fruit and Gift Baskets**  
**Party Trays** Meat & Cheese, Fruit & Veggie

[www.servicefood.com](http://www.servicefood.com)

FULL SERVICE GROCERY STORE • LOCALLY OWNED & OPERATED

Fergus Falls • 218-998-9000 | Perham • 218-346-7800 

# WANTED

## Debris Removed from Our Lakes Clean-Up Our Lakes Contest



Prizes Awarded for Most Debris Removed (\$500/\$250)

\$250 Prize Award for the Most Unique Item

\*Awards For Each Participating Team

August 1, 2026

Award Reception at Beach Bums 3:30 p.m.

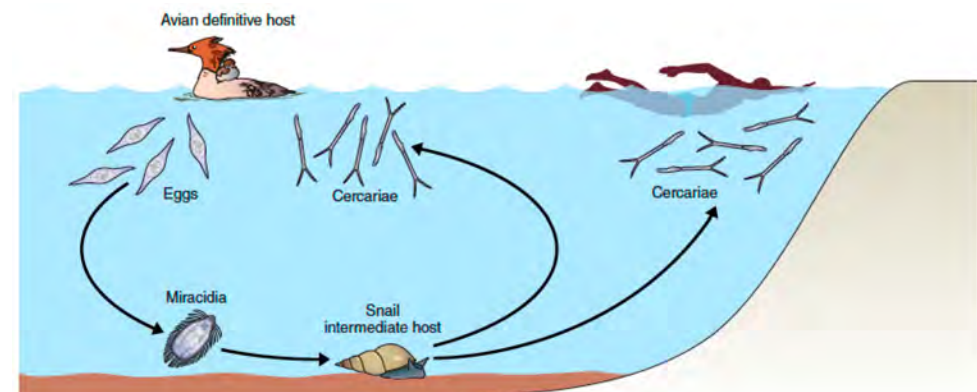
Register Online at [WWW.OTLPOA.COM](http://WWW.OTLPOA.COM)

Contact a Lakes Association Board Member for More Information

# Swimmer's Itch 101: What Every Lake Lover Needs To Know

By Ava Schimnowski, Aquatic Plant Management Specialist Individual Placement /AmeriCorps member at Minnesota Department of Natural Resources Division of Fish and Wildlife

As the weather warms up and people begin to spend time in Minnesota's lakes, it's important to highlight a common ailment that plagues swimmers: Swimmer's itch. This temporary skin rash is caused by an allergic reaction to microscopic parasites carried by snails, semi-aquatic mammals, and birds.



## Life Cycle –

Swimmer's itch has a complicated life cycle. Here's a breakdown:



1. It starts as a worm (parasite) in the intestinal lining of aquatic birds and mammals (hosts).
2. The worms lay eggs inside the host animal.
3. The eggs are eliminated by the host and drop to the bottom of the lake.
4. Those eggs hatch into miracidia (larval stage of trematode worms) that swim around in the water until they find a snail.



## When is swimmer's itch season in MN?

Swimmer's itch is common around Minnesota's lakes in midsummer. Red, itchy welts appear on your skin within several hours of leaving the water. It may last a few days to several weeks, depending on your sensitivity.

## When is swimmer's itch the worst?

Swimmer's itch is typically at its worst about 48-72 hours after the initial exposure to the parasite. The itching can last for a week or more, with the most intense itching occurring in the first few days, according to MyHealth Alberta. Repeat exposure to the parasite can lead to faster and more severe reactions, with symptoms developing within hours instead of days.

## Breakdown –

- Initial Exposure:**  
After the first exposure, it can take 1-2 weeks for the itching and rash to appear.
- Repeat Exposure:**  
With subsequent exposures, the onset of symptoms is much faster, potentially within hours.
- Peak Intensity:**  
The itching usually reaches its peak after 48-72 hours.
- Duration:**  
The itching can last for several days, with most cases resolving within a week.
- Severity:**  
The severity of symptoms varies depending on individual sensitivity and the number of parasites that burrow into the skin.
- Secondary Infections:**  
Scratching can lead to secondary bacterial infections, which may prolong the overall healing time.

5. Once the miracidia find a snail, they live inside and develop into cercariae [pictured right] (free-swimming larval stage).
6. Next, the snails release the cercariae back into the water where they look for another host. These can include aquatic birds, mammals, or... humans.
7. When the cercariae find a potential host, they burrow into the host's skin. If the host is suitable, the life cycle starts all over again.
8. Luckily for us, humans are not a suitable host and the cercariae die after penetrating the skin. Our body's immune system detects the organism as a foreign protein, attacking and killing it shortly after it penetrates the skin. The itching and welts are not caused by the burrowing of the organism, but by an allergic reaction.

## Protecting yourself from swimmer's itch –

Now that we understand the mechanism of the ailment, here are some effective protection tips:

1. **Apply a water repellent substance** like petroleum jelly or waterproof sunscreen to reduce the ability of the cercariae from penetrating the skin.
2. **Dry off** with a towel as soon as you exit the water. Don't let the water evaporate off your skin, the organism in the water droplets will stay on you.
3. **Keep waterfowl away** from your dock and shoreline. Don't feed ducks and geese from your dock, as this attracts them and increases the risk of swimmer's itch.
4. **Avoid areas** where swimmer's itch is a known problem.
5. **Copper sulfate** may be used to kill the snails which are an intermediate host of the parasite. A permit from the DNR is required to use copper sulfate. It is important to note that the copper sulfate will only kill the snails present at the time of application, any snails which enter the area afterwards will not be affected.

By taking these precautions, you can enjoy Minnesota's beautiful lakes armed with this knowledge. Stay safe and happy swimming!

## Resources:

- Minnesota Department of Natural Resources.
- Centers for Disease Control
- Minnesota Department of Health

## What is the difference between chiggers and swimmer's itch?

Chigger bites are usually located at points where clothing contacts the skin such as wrists, waist, ankles, etc. For swimmer's itch, itching is limited to points of cercarial entry and will not spread or develop into water blisters.

## What's the best way to get rid of swimmer's itch?

Apply a corticosteroid cream or an anti-itch lotion, such as those that contain calamine. Take an oral nonprescription antihistamine (Benadryl) or one with loratadine (Alavert, Claritin, others). The latter type causes less sleepiness than does Benadryl. Avoiding scratching the rash.

## Do mergansers cause swimmer's itch?

Common Merganser ducks are the species that most commonly carries the Swimmer's Itch flatworm in their digestive tract. Most all of the young Merganser chicks carry the flatworm while only half of the adult birds do. Merganser ducks can travel 1-2 miles along a shoreline each day.



# STOP AQUATIC HITCHHIKERS!

Be A Good Steward. Clean. Drain. Dry.  
[StopAquaticHitchhikers.org](http://StopAquaticHitchhikers.org)

# Minnesota Mosquitoes: By The Month

Minnesota has around 20 species of human-biting mosquitoes, many of which have different peak activity times and preferred habitats.

In this post, we'll take you through a few groups and species of mosquitoes in Minnesota and what exactly they're doing, month-by-month. (As well as what MMCD is doing to make summer weather enjoyable for Twin Cities residents!)

## January-February: New Year, Same Mosquitoes

In the bitter months of a new year, we Minnesotans always have something to appreciate: no mosquitoes! While we shelter inside from freezing temperatures, mosquitoes are in their own sort of hibernation, called diapause. Whether as an egg, a larva, or an adult, mosquitoes spend their winters in a rest period, halting their development and waiting — like many of us — for warmer weather.

## March-April: Mosquito Madness Begins

As the snow melts and temperatures rise, the first mosquitoes we'll see will be the Spring Aedes. Of the dozen or so species that comprise this group, all of them spend the Minnesota winter as eggs in habitats such as woodland pools or marshes. When temperatures exceed ~39 degrees Fahrenheit, spring Aedes eggs hatch. After several weeks, the hatched larvae will pupate and emerge, becoming the first brood of mosquitoes to torment Minnesotans.



In tandem with these developing larvae, MMCD seasonal staff begin the hunt to find where the larvae are located. Near the end of April, Coquillettidia perturbans, or cattail mosquitoes, are older larvae, having hatched the previous fall. In response, MMCD helicopters begin treating cattail marshes to reduce populations in the coming months, the time when they will be most active.

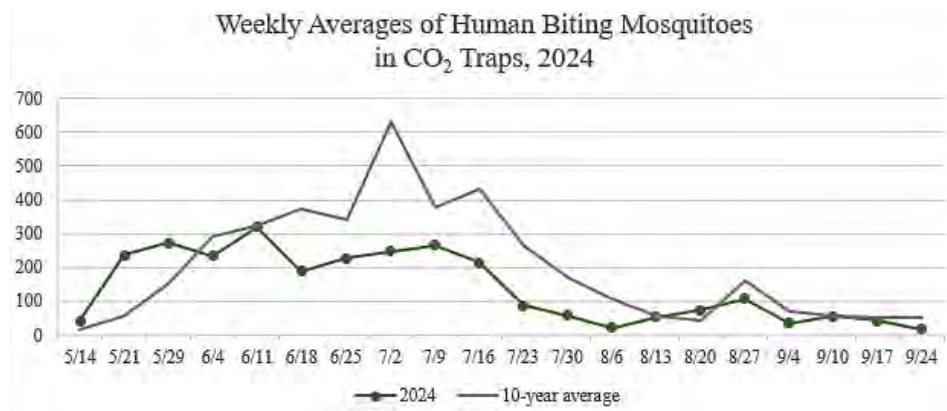
## May: I Have Some Rain?

As warmer temperatures become the norm and rainfall arrives, a new group of mosquitoes becomes active. The summer floodwater mosquitoes, having overwintered as eggs, will hatch after the first rainfall of the season. These mosquitoes take around a week to mature into adults. With every rainfall exceeding an inch, a new brood of summer floodwater mosquitoes will hatch and emerge.

It is at this time that our seasonal staff are busiest. Between checking weekly traps, delivering samples to the lab, and picking up tires, our field staff are chasing down larvae throughout the Metropolitan area and treating wetlands, all in the hopes that fewer adult mosquitoes will be buzzing around.

## June-July: Fun, Fireworks and Flying Pests

Mid-June, the Spring Aedes, having laid their eggs, begin to die out. Meanwhile, floodwater mosquitoes continue to buzz about, and two new pests come to town. Cattail mosquitoes start to come out for their once-a-year brood, peaking around the 4th of July. Luckily, after the holiday passes, the adult cattail mosquitoes will begin to decline in numbers. However, any females who have found bloodmeal will lay their eggs, preparing for next year. Culex mosquitoes, specifically Culex restuans, begin to grow in numbers. Culex mosquitoes feed almost exclusively on birds but will bite humans if the opportunity arises.



Adult mosquito numbers, measured by our weekly Monday night surveillance. Notice the spike at the beginning of July, which depicts the high numbers of Culex we usually see at that time.

## August: There's an Arbovirus About

As the summer progresses, Culex restuans decrease in numbers and Culex pipiens reach their peak in mid-August. Due to these mosquitoes' large numbers, August becomes the time of year where people are most at risk to contract West Nile Virus.



Elsewhere in the marshes, cattail mosquito eggs hatch into larvae. These wrigglers won't become adult mosquitoes until next summer; for now, they will remain dormant, using a specialized air tube to puncture the cattail stem and take in oxygen.

## September-October: Winding Down, Winding Through the Cattails

As the season changes over and the sun loses its height in the sky, summer floodwater mosquito eggs go into a state of dormancy, or "diapause". Though they may be stragglers, most adult mosquitoes have either died or seeking a place to hibernate. Goodbye mosquito season!

While mosquito numbers are dwindling, MMCD staff head out to cattail marshes to check for larvae in preparation for next year's brood. The young cattail larvae are hard to find amongst the deep and thick cattails, but staff endeavor to reduce populations of one of Minnesota's most aggressive mosquitoes.

## November-December: There's Snow Mosquitoes Anymore

At long last, we Minnesotans are free of buzzing and mosquito bites for the year. In the long and cold winter months, the Spring Aedes and summer floodwater mosquitoes bide their time as eggs. Adult Culex mosquitoes search out barns, caves, and any other warm habitat to wait out the next season. Cattail mosquitoes remain as larvae, hiding in the depths of the marshes.

## Counting Down The Days...

The cold days, though mosquito-free, may seem long. We here at MMCD are striking out the days on our calendars until we face our annual pests. As you dream of summer days, consider working for us! Our seasonal staff applications open soon; join us to scour wetlands or identify mosquitoes in the lab (or even join our PR team!)



Found on website: [mmcd.org/2025/01/07/minnesota-mosquitoes-by-the-month-2176/](http://mmcd.org/2025/01/07/minnesota-mosquitoes-by-the-month-2176/)

Published by Monte Ebbesen at January 7, 2025

# Boating Regulations

## Important Notes For 2026 –

- New education requirements for some boaters effective July 1.
- New watercraft registration fees went into effect January 1, 2026.

## Age of Operators ...

### Adult operators:

- **Permit requirement:** Some adults (defined below) will need a valid operator's permit to drive any motorboat or personal watercraft.
- **Exemptions:** Some adults are exempt from this requirement. Check the law for specific exemptions.
- **Supervised operation:** People without a permit still can operate a boat, but only if there's an accompanying operator (defined below) onboard.

### Young operators:

- **Restrictions on high-powered watercraft:** Young operators (people less than 12 years old), can't operate a personal watercraft or any motorboat with a motor over 75 horsepower.
- **Low-powered motorboats:** Young operators can operate a motorboat that's not a personal watercraft and has a motor under 75 horsepower as long as there is an accompanying operator in the motorboat.

## Who is considered an adult operator?

- Is 12 years old or older, and was born after these dates:
  - June 30, 2000 (starts July 1, 2026)
  - June 30, 1996 (starts July 1, 2027)
  - June 30, 1987 (starts July 1, 2028)

Permit requirement will gradually apply to older age groups over the next few years.

## Out-Of-State –

- If you are visiting Minnesota and are between the ages of 12-26 years and already possess a valid watercraft operator's certificate/permit issued by your home state, you don't need to obtain another one from Minnesota.
- If you don't have a certificate from your state, you may obtain one from Minnesota by successfully completing the DNR's Boating Safety Course at [mndnr.gov/boatingcourse](http://mndnr.gov/boatingcourse).
- It is recommended that all adults take the boating course to enhance their knowledge and safety.
- Many boat insurance companies offer discounts to boat owners who have taken an approved boating safety course.

## Who is considered an exempt operator?

"Exempt operator" means a motorboat operator, including a personal watercraft operator, who is 12 years of age or older and who:

- Possesses a valid license to operate a motorboat issued for maritime personnel by the United States Coast Guard under Code of Federal Regulations, title 46, part 10, or a marine certificate issued by the Canadian government.
- Is not a resident of the state, is temporarily using the waters of the state for a period not to exceed 60 days, and:
  - meets any applicable requirements of the state or country of residency; or
  - possesses a Canadian pleasure craft operator's card;
  - is operating a motorboat under a dealer's license according to section 86B.405; or
  - is operating a motorboat during an emergency.

## Rentals:

- **18 and older:** Must have a valid watercraft operator's permit.
- **Under 18:** Cannot rent watercraft.

## Navigation Rules ...

### Passing:

- When overtaking another watercraft going in the same direction, the craft being overtaken must maintain course and speed.
- The passing watercraft must keep a sufficient distance to avoid collision or endangering the other craft from its wake.



### Meeting:

- When two watercraft approach each other "head-on", each must alter course to the right to avoid collision.
- If the two watercraft are far enough to the left of each other, no change in direction is needed for safe passage. Both watercraft will maintain their course and speed to pass clear of each other.
- Keep to the right in narrow channels.

### Crossing:

- If two watercraft approach each other at a right angle, the watercraft to the right shall have the right-of-way.

### Nonmotorized Craft:

- Sailboats, canoes, etc. have the right-of-way over motorized craft in all situations, except when the nonmotorized craft is overtaking or passing.

### Emergency Craft:

- All watercraft will yield right-of-way to an authorized watercraft displaying a red or blue flashing light.
- When approaching and passing a law enforcement watercraft with its emergency lights activated, the operator of a watercraft must safely move the watercraft away from the law enforcement watercraft and maintain a slow no-wake speed while within 150 feet of the law enforcement watercraft.

## On The Water Laws and Rules ...

### It's against the law:

- To operate a watercraft in a careless or reckless manner.
- To operate a watercraft so its wash or wake endangers, harasses or interferes with any person or property.
- To operate a watercraft so it obstructs ordinary navigation.
- To operate a watercraft within an area legally marked off as a swimming area or within 150 feet of a diver's warning flag.
- To ride or sit on the gunwales, bow, transom or decking over the bow, sides or stern of any motorboat while underway, unless it is equipped with an adequate railing. It is also illegal to operate a motorboat while any person is riding or sitting in a manner as just listed.
- To chase wildlife with a motorboat or operate a boat where it is prohibited including marked spawning beds. Avoid traversing any emergent or floating vegetation, if possible.
- To intentionally obstruct a seaplane.
- To attach a watercraft to any buoy, except a mooring buoy or to tamper, remove or destroy a navigational aid.
- To deposit or leave refuse in or upon the waters of the state or at public access areas.

## Boating While Impaired (BWI) ...

### It's against the law:

- Operating a motorboat while under the influence of alcohol, a controlled substance (or its metabolite) or an intoxicating substance is unlawful.
- Operators who are impaired may be required to take tests by an enforcement officer to determine the presence of these substances. There is a penalty for refusal. BWI test failures, convictions and refusals are recorded on the violator's driver's license record.

Most of the BWI law is found in the motor vehicle statutes. The alcohol concentration for impaired operation is 0.08.

Possible penalties for impaired operation:

- Fines.
- Possible jail time.
- Loss of motorboat, off-road vehicle and motor vehicle operating privileges.

In addition to the above penalties, those who refuse testing will also be subject to a separate and more severe criminal charge for refusal and loss of their motorboat, off-road vehicle and motor vehicle operating privileges for one year, immediately upon refusal.

If any of the following aggravating factors are involved, the offense is a gross misdemeanor (a fourth conviction in 10 years can result in a felony penalty):

- An alcohol concentration of 0.16 or more.
- Prior DWI convictions or refusals of any kind in the past 10 years.
- A child less than 16 years old is on board the motorboat.

Penalties will increase with any of the aggravating factors or a refusal, and can include the following:

- A higher fine.
- Mandatory jail time.
- Longer revocation times for operating privilege loss.
- Loss of motor vehicle license plates.
- forfeiture of the motorboat and trailer being operated at the time of violation.

The BWI law does not prohibit drinking alcoholic beverages aboard boats nor having an open bottle. The BWI law applies to operators or motorboats that are not anchored, beached, moored, docked or being rowed or propelled by nonmechanical means at the time of the offense.

## Towed and Wake Sports ...

### Laws and Rules:

- It is unlawful to make a wake for a wake surfer or tow a person on water skis, wakeboard, tube or similar device unless there is a mirror providing the operator a wide field of vision to the rear or unless another person in the towing watercraft is continuously observing the person wake-surfing or being towed.
- Water-skiing, tubing, wake-surfing and similar acts are prohibited between 1/2 hour after sunset to sunrise of the following day.
- Tow ropes may not be longer than 150' in length, unless a permit is obtained from the county sheriff.
- A wearable U.S. Coast Guard-approved life jacket must either be worn by the person being towed or carried in the towing watercraft.



### Tubing:

The maneuvers of the two boat affect tubes in a way that is similar to a clock's pendulum. Riders do not have the directional control that water skiers have, so the boat operator needs to take special precautions.

Accidents are most often caused by:

- The tube hitting a wake and flipping, throwing the rider(s) into the water or against each other.
- Tubes swinging out as a boat turns - hitting an object or throwing the occupant off.
- Injuries caused by the tow line and when two tubes being towed by the same boat collide with each other.

### Safety Tips:

- Keep speeds low (most tube manufacturers recommend a maximum of 15-20 mph) to reduce the likelihood and consequences of an accident.
- Make turns gradually and away from shore, other boats, swim rafts or docks, to reduce the chance of collision and property damage.
- Tow only a single tube at a time.

- It is critical that everyone being towed wear a life jacket.
- It is also a good idea to have an observer in the towing craft, in addition to a wide-angle mirror.
- Stay back at least 20' behind the boat to avoid carbon monoxide exposure.
- Many manufacturers also recommend that no one under 6 years old be towed on a tube and that you follow the manufacturer's recommended passenger weight limits.

### Own Your Wake:

Large wakes produced by some watercraft operated a certain speeds can cause a number of negative impacts including:

- Shoreline erosion which results in impaired water quality and property loss.
- Damage to others' property including docked boats.
- Hazards to public safety both on the water (swimmers, paddlers) and on shore.

## Personal Watercraft ...

Personal watercraft (PWC) are also known as Jet Skis or Wave Runners. PWC is defined by law as a motorboat that is:

- Powered by an inboard motor powering a water jet pump or by an outboard or propeller-driven motor.
- Designed to be operated by a person or persons sitting, standing or kneeling on the craft, rather than in the conventional manner of sitting or standing inside a motorboat.



All PWC are considered motorboats and therefore, any regulations that govern other motorboats (such as fishing boats, cabin cruisers, etc.), also govern personal watercraft.

### Personal Watercraft Laws:

In summary, the law requires that:

- Anyone operating or riding on a personal watercraft must wear a U.S. Coast Guard-approved wearable life jacket that is compatible with that activity by checking the label.
- Personal watercraft must travel at slow no-wake speed (5 mph or less) within 150' of nonmotorized boats, shore (unless launching or landing skiers directly to or from open water), docks, swim rafts, swimmers or any moored or anchored boat.
- Operation of personal watercraft is allowed only from 9:30 a.m. to 1 hour before sunset.
- If you tow a person on water skis or any other device, there must be an additional person on board the personal watercraft to act as an observer.
- Factory-installed or factory-specified wide-field rearview mirrors are allowed instead of an observer when pulling a skier or other device (tube, kneeboard, etc.).
- After-market mirrors, stick-on mirrors, motorcycle mirrors, etc. do not qualify for the observer exemption.
- The skier/knee-boarder etc. must also be wearing a life jacket or there must be one on board the personal watercraft for the skier.
- If the machine is equipped by the manufacturer with a lanyard-type engine cutoff switch, it must be attached to the person, life jacket or clothing of the operator when underway.
- You may not operate a personal watercraft if any part of the spring-loaded throttle system has been removed or tampered with so it interferes with the return-to-idle system.
- You may not chase or harass wildlife.
- You may not travel through emergent or floating vegetation at greater than slow no-wake speed.
- You may not operate a personal watercraft in a manner that unreasonably or unnecessarily endangers life, limb or property.
- You may not weave through congested watercraft traffic or jump the wake of another watercraft within 150' of the other watercraft. This includes other personal watercraft.
- A personal watercraft rules decal issued by the DNR needs to be on the craft in full view of the operator.

(continued on page 11)

## Learning About Hummingbirds In MN

The Ruby-throated Hummingbird is the only species that regularly breeds and spends the summer in Minnesota. They arrive in early May and migrate south for the winter by late September. While other western species occasionally visit, they are extremely rare.



### The Only Local Hummingbird –

- Species: Ruby-throated Hummingbird (*Archilochus colubris*).
- Description: Small emerald-green birds reaching just over 3 inches in length. Males have a dazzling iridescent red throat (gorget); females have smudgy white and gray throats.
- Diet: They consume nectar from flowers and sugar-water feeders, but also eat insects (like mosquitoes and gnats) to get vital protein.

### When to Watch –

- Arrival: They return to Minnesota in early May. Peak
- Activity: Summer months.
- Migration: They begin departing the state in September.

### How to Attract Them –

- Feeders: Put out a feeder with a simple sugar water mixture (1 part white sugar to 4 parts water). Avoid using red dye.
- Native Plants: Plant tubular, brightly colored native flowers to provide a natural food source across the seasons:
  - Early Season: Wild Columbine
  - Mid-Season: Cardinal Flower and Wild Bergamot
  - Late Season: Orange Jewelweed

### Local Events & Resources –

**Henderson Hummingbird Hurrah:** An annual, free festival usually held in mid-August in Bender Park, Henderson, MN. It features hummingbird banding demonstrations, garden tours, and nature speakers.

**University of Minnesota Extension:** Visit the University of Minnesota Season Watch guide to learn more about the ruby-throated hummingbird's lifecycle and migration patterns.

## ~ RECIPE CORNER ~

### Double Chocolate Skillet Cookie

*This double chocolate skillet cookie is warm, gooey and utterly irresistible. It's a decadent dessert that's perfect for sharing with loved ones.*

*Picture a super chocolatey cookie loaded with melty chocolate chips and nestled in a cast iron skillet. The edges are perfectly crisp, while the center remains soft and fudgy.*

*Serve it warm, straight from the oven, with a scoop of cream for extra deliciousness. Yum!*

- 1 cup unsalted butter
- 1 1/2 cups brown sugar, packed
- 1/2 cup granulated sugar
- 1 large egg + 2 egg yolks, room temperature
- 1 tablespoon vanilla extract
- 1/2 cup Dutch-process cocoa powder
- 2 cups all-purpose flour
- 1 teaspoon baking soda
- 1 teaspoon salt
- 2 teaspoons espresso powder, optional
- 1 1/4 cups semisweet chocolate chips, divided

Melt the butter in a medium saucepan over medium heat. Cook, swirling the pan

occasionally, until the butter turns golden brown and smells nutty (about 5-7 minutes). Remove from the heat and let cool slightly.

Preheat the oven to 350°Fahrenheit. Generously butter a 12-inch cast iron skillet.

Add the browned butter, brown sugar, and granulated sugar to a large bowl. Beat until well combined and smooth. Blend in the egg, yolks, and vanilla extract.

Sift the cocoa powder, flour, baking soda, and salt into a separate bowl. Add to the wet ingredients with the espresso powder and stir gently by hand until about halfway combined.

Add 1 cup of chocolate chips and stir until just combined and no streaks of flour are visible.

Press the cookie dough evenly into the skillet and bake for 30-35 minutes until the edges are set and the center is slightly underbaked. The cookie will continue to set as it cools.

Immediately sprinkle the remaining chocolate chips over the top. Cool for 10-15 minutes before serving warm with ice cream.



We're looking for your favorite recipe to share

Submit to Battle Lake Review at [blreview@arvig.net](mailto:blreview@arvig.net)

# Lakes Area Church Directory

### ~ Baptist ~

**Basswood Baptist Church BGC**   
 38188 340th St., Richville 218-495-3771  
 Bert Holmquist, Pastor 218-495-3800  
**Sundays** – Sunday School 9:30 a.m., refreshments following  
 Worship Service 10:45 a.m.  
 Potluck Dinner (2nd Sunday)  
**Wednesdays** – Bible Study, Youth Group and Kids Club 7 p.m.  
**Thursdays (third)** – Ladies' Bible Study  
**Saturdays (first)** – Men's Prayer Breakfast 7 a.m.

### First Baptist Church

An American Baptist Church  
 "Little Brown Church on the Hill"  
 121 Lake Ave. N., Battle Lake 218-864-5319  
[www.firstbaptistbattlelake.org](http://www.firstbaptistbattlelake.org)  
**Sundays** – Worship services 9:30 a.m.


### ~ C & M Alliance ~


**Battle Lake Alliance Church**   
 401 W. Gilbertson St. 218-864-5539  
 Derek Mansker, Pastor [www.battlelake.org](http://www.battlelake.org)  
**Sundays** – Worship Service 10 a.m. or online

For updated information on church schedules, check their websites.

### ~ Catholic ~

**ST. JAMES, ST. EDWARDS and OUR LADY OF THE LAKE CATHOLIC CHURCHES** Father George Michael 218-864-5619

**St. James Catholic (Maine)**   
 32009 Cty. Hwy. 74, Underwood  
**Mass** – Saturdays 4 p.m. and Wednesdays 9 a.m.; Potluck 5 p.m.  
**Confessions** – Saturdays 3:30 p.m. and Wednesdays 8 a.m.  
**Holy Hour** – Wednesdays 8 a.m.  
**Bible Study** – Fridays 9 a.m.  
**Sewing Group** – Tuesdays 9 a.m.


**St. Edwards Catholic Church**   
 201 Douglas Ave., Henning  
**Mass** – Sundays 8 a.m. and Fridays 8:30 a.m.  
**Confessions** – Sundays 7:30 a.m. and Fridays 8 a.m.  
**Holy Hour** – Fridays 9 a.m.

**Our Lady of the Lake Catholic**   
 407 N. Lake Ave., Battle Lake  
**Mass** – Sundays 10:30 a.m. and Thursdays 8:30 a.m.  
**Confessions** – Tuesdays 6:30 p.m. and Thursdays 8 a.m.  
**Holy Hour/Adoration** – Thursdays 9 a.m.  
**Men of Mary** – Saturdays 8 a.m.  
**Sunday School** – Sundays 9:15 a.m.  
**Mission Sewing** – Tuesdays 9:30 a.m.  
**Wednesdays** – Faith Formation 5:30 p.m.  
 – Parish Notes –  
 Battle Lake Good Samaritan Center – Rosary Mondays 3:15

### ~ Lutheran ~

**BETHEL LUTHERAN CHURCH**   
 Battle Lake Campus - 98 Hidden Meadows Dr., Battle Lake  
 Pastor Nick Laven Visit [bethellutheran.church](http://bethellutheran.church)  
**Sunday Worship** – 8:30 a.m. and 10 a.m.


**FIRST LUTHERAN CHURCH**   
 Lynn Melchior, Pastor  
 505 W. Holdt St., Battle Lake - 218-864-5686  
**Thursdays** – TOPS 8 a.m.  
**Sundays** – Worship 10 a.m. (and online)  
 Communion 1st and 4th  
 Coffee Fellowship 11 a.m.  
**Mondays** – Quilters 9 a.m.

**SVERDRUP LUTHERAN CHURCH**   
 Tammy Jacobson, Pastor  
[www.SverdrupLutheran.org](http://www.SverdrupLutheran.org)  
 209 Southern Ave. E., Underwood 218-8826-6919  
**Sundays** – Worship 9 a.m.


**TINGVOLD LUTHERAN CHURCH**  
 Tammy Jacobson, Pastor 218-826-6487  
 2801 Cty. Rd. 35, Underwood  
**Sundays** – Worship: Sept.-May 11 a.m., June-Aug. 10:30 a.m.

Join Them For Worship At Any Of These Churches!

### ~ Lutheran ~

**ZION LUTHERAN-AMOR**   
[office@zionamor.org](mailto:office@zionamor.org) 36051 Co. Hwy. 74, Battle Lake  
 Chris Mathiason, Pastor  
[www.zionamor.org](http://www.zionamor.org) 218-495-2563  
**Sundays** – Worship 9 a.m. (Traditional with Communion 1st and 4th; Contemporary with Prairie Team 2nd and 3rd); Fellowship 10 a.m.  
**Mondays** – Quilting 9 a.m.  
**Tuesdays** – Bible Study 10 a.m.; Chair Yoga 12 noon  
**Wednesdays** – Praise Team 4 p.m.  
**Thursdays** – Chair Yoga 1 p.m.

### ~ Methodist ~

**Ottertail United Methodist Church**   
 104 Shores Drive, Ottertail 218-367-2270  
 Ricardo Alcoser, Pastor  
**Sunday** – Worship 8:45 a.m. Coffee Fellowship following.

**Richville United Methodist Church**  
 130 SW 1st Ave., Richville Rod Turnquist, Pastor  
**Sundays** – Worship 10:30 a.m.  
 Coffee Fellowship following (2nd and 4th Sundays).  
**Wednesdays** – School 6 p.m.

### ~ Presbyterian ~

**Maine Presbyterian Church**   
 30761 Co. Hwy. 45 Underwood - 218-495-2539  
[www.mainepresbyterianchurch.org](http://www.mainepresbyterianchurch.org)  
**Sunday Worship** – June-August 9:30 a.m. September-May 10 a.m. Communion 1st Sunday  
 Coffee following worship June-August.

## Personal Watercraft (continued from page 9) ...

- You may not operate a personal watercraft while facing backward.
- It is unlawful for the owner of the personal watercraft to permit its operation in violation of the age restrictions:
  - Less than 12 years cannot operate. - even with an adult on board.
  - 12-26 years must possess a valid watercraft operator's permit for personal watercraft. Adults born after June 30, 2000 must hold a permit to operate personal watercraft effective July 1, 2026 and expanding over the following two years to include older age groups.

### Selling and Renting:

Personal watercraft dealers are required to distribute a summary of the laws and rules governing personal watercraft. They must provide instruction regarding laws governing personal watercraft, as well as safe operation of the craft, upon request by a purchaser.

Rental operators must provide required safety equipment and a copy of the personal watercraft laws free of charge, as well as instruction on laws and operation of the craft.

Personal watercraft dealers must keep a signature record for 6 months of all those who buy personal watercraft. This record is to indicate that the buyer has been provided with a copy of the personal watercraft laws and has read them.

In addition, rental businesses must not rent or lease a motorboat including a personal watercraft to any person for operation unless the renter or lessee:

- has a valid watercraft operator's permit or is an exempt operator; and
- is 18 years of age or older.

### General Watercraft Laws That Apply To Personal Watercraft:

Personal watercraft must follow the same laws which apply to general watercraft including:

- All personal watercraft must display valid registration decals and registration number on the forward half of both sides of the craft.
- Your watercraft license card must be kept on board your craft when it's in use.
- All personal watercraft with enclosed engine or fuel compartments (almost all personal watercrafts fall into one or the other category) must carry a fully charged, readily accessible, U.S. Coast Guard-approved fire extinguisher.
- Persons watercraft may not exceed the maximum watercraft noise levels. Also you may not modify any motorboat (including personal watercraft) in a way that amplifies or increases the noise it emits above watercraft noise limits. No person shall operate or sell a motorboat with any such modification or sell parts to facilitate such modification.
- It is unlawful to operate a personal watercraft while intoxicated.

### Personal Watercraft Tips:

Many personal watercraft accidents involve new and inexperienced riders who haven't received adequate training. If you or your family own a personal watercraft or are going to purchase one, ask the dealer to provide you with any safety information they may be for your craft. All machines are supplied with an owner's manual and many come equipped with a safety video. Have everyone who operates the machine watch the video and read the safety information.

### Avoid Explosions:

- Before starting, check the engine compartment for gasoline vapors, especially after refueling or when the engine is running poorly.
- Don't start the engine and seek repair if vapors are present.

### Give It The Gas:


Many personal watercraft accidents have occurred because the operators forgot (or never learned) that a personal watercraft will not turn unless you apply the throttle. The only way it will turn is if there is water spraying out the steering nozzle.

## Paddling ...

Canoes, kayaks and stand-up paddleboards are all considered watercraft in Minnesota.

### Paddling Safety:

- Always wear a U.S. Coast Guard-approved life jacket.
- Keep your balance. Stay low, move slow.



- Check your equipment and your skills before attempting a paddling trip.
- Check river levels at [mndnr.gov/watertrails](http://mndnr.gov/watertrails).
- Be a competent swimmer.
- Tell someone where you are going, when you are coming back and when to call for help.
- Paddle with a friend. Safety increases with numbers.
- Be aware of hazards like dams, rapids, current and big waves.
- Dress for the weather and water temperature. Be prepared for cold water immersion.
- Avoid paddling under the influence of drugs or alcohol.
- Learn how to get out of, hang on to and re-enter your capsized watercraft.
- Take the free Boater Exam Paddle Sports Safety Course online or other paddling safety courses through the American Canoe Association.
- Wear bright clothes, carry a whistle and a white light.

### Laws:

- Nonmotorized craft over 10' require registration in Minnesota.
- A U.S. Coast Guard-approved wearable life jacket is required for each person on board a watercraft.
- Children under 10 years old are required to wear a life jacket.

## Temporary Structures, Docks and Buoys ...

Docks that extend from shore may not interfere with navigation and generally require no permit, unless they exceed certain width or number of mooring space limits.

For current information, see the DNR publication "Docks and Access in Public Waters" by checking the DNR website: [mndnr.gov/publications/waters](http://mndnr.gov/publications/waters) or contacting the DNR Information Center at 651-296-6157 or 888-MINNDNR (646-6367). There may be local ordinances on docks.

Structures such as swimming rafts, boat lifts, buoys, slalom courses, ski jumps, etc. which do not extend from shore, cannot be in the water between sunset and sunrise unless allowed under permit issued by county sheriff.

All structures placed under a permit must have the permit number painted on them. In addition, the structure or buoy must either have a light visible in all directions or be reflectorized to reflect light from all directions.

Persons placing structures on joint federal-state waters may need a permit from the U.S. Army Corps of Engineers.

## Noise Level Testing ...

**Pass-by Test:** Noise level test usually performed at a distance of 50' an equivalent reading may be taken at other distances.

- Boats manufactured before January 1, 1982: **84 dBA**
- Boats manufactured January 1, 1982 and after: **82 dBA**

**Stationary Idle Test:** Noise level test at a 4' above the water and at least 4' behind the transom of the boat.

- Boats manufactured before January 1, 1982: **86 dBA**
- Boats manufactured January 1, 1982 and after: **84 dBA**

Officers and deputies may use either or both of these tests at their discretion.

# - Land Transfers (May 1, 2026 to June 10, 2026) -

Name	Description	Sale Date	Seller	Buyer	Sale Amount	Type
Amor Twp	560242 - OTTERTAIL-FF	5/29/2026	DON L NELSON REVOCABLE TST	ROBERT & PATRICIA SANDEN	\$ 850,000.00	Seasonal Rec
Amor Twp	560310 - WALKER-FF	5/8/2026	JAMIE J FRITZ	TODD & PAMELA FOSSE	\$ 477,000.00	Seasonal Rec
Girard Twp	560239 - W BATTLE-FF	5/22/2026	SHAWN A STAFKI	ANDREW & CINDY MCLEAN	\$ 555,000.00	Seasonal Rec
Otter Tail Twp	004712 - OTTERTAIL RIVER(OT)-F	5/27/2026	DENNIS K DAHL	SAWYER BOHN	\$ 235,000.00	Residential
Otter Tail Twp	560210 - LONG(O T & RUSH)-FF	5/21/2026	DENNIS & P A BOWMAN TST ET AL	WALKER FAM TST	\$ 375,000.00	Seasonal Rec
Otter Tail Twp	560210 - LONG(O T & RUSH)-FF	5/22/2026	AUSTEN RIFE	JILL & GERHARD GUTH	\$ 270,000.00	Seasonal Rec
Otter Tail Twp	560242 - OTTERTAIL-FF	5/21/2026	DENNIS & P A BOWMAN TST ET AL	WALKER FAM TST	\$ 375,000.00	Seasonal Rec

## Did You Know About Otter Tail Lake ...

Is a historically rich, 13,725-acre lake with human habitation dating back 11,000 years, featuring a unique sandbar resembling an otter's tail. Named by French explorers around 1750, it was a pivotal fur-trading region, formerly contested by the Dakota and Ojibwe tribes.

### Ancient and Native History –

- **Early Inhabitants:** Human presence dates back to the end of the last Ice Age, with findings including 7,500-year-old remains near the Pelican River.
- **Dakota and Ojibwe:** The area was historically home to the Dakota, who were systematically pushed out by the Ojibwe in the late 1700s and early 1800s.
- **Name Origin:** Around 1750, French explorers named the area "Lac de la Queue de

la Outer" (Lake of the Otter's Tail) due to a distinctive sandbar formation.


### Settlement and Fur Trade –

- **Trading Posts:** The region was a hub for fur traders (beaver, bear, wolf) in the 18th century, with posts established nearby, such as at Leaf Lake.
- **Otter Tail City:** Initially serving as the county seat with a US Land Office in the 1850s, this town was a crucial, bustling settlement on the lake's northeast end before the railroad bypassed it, causing the town to decline in favor of Fergus Falls.

### Modern Era –

- **Recreation Hub:** By the 1960s–1980s, the lake became popular for sailing, particularly Hobie Cat racing, and remains a premier walleye fishing destination today.

## Join Your Neighbors and Preserve Our Lakes



Become an OTLPOA Member today! Your membership makes a difference. Otter Tail Lakes Property Owners Association is primarily member supported, so we rely on your contributions to protect our lakes and advocate on behalf of property owners.

OTLPOA is made up of lakeshore owners, community partners and civic leaders who understand the importance of stewardship and who want to protect and preserve our lakes' beauty and legacy. As a member, you'll help promote the community welfare and civic development of all areas of Otter Tail County bordering on or approximate to the shoreline of Otter Tail Lake.

### Your annual membership includes:

- **Access to information and resources to help you care for our lakes**
- **Representation at state, regional and local organizations**
- **Five issues of Lakeshore News each year**
- **Lakeshore directory, published every two years**
- **An open Annual Meeting**

To join, visit [otlpoa.com/24-join](http://otlpoa.com/24-join) and complete the online membership form. Or, watch your mail for a registration letter from us this month.

Thank you!

## For Your Safety, We Strongly Recommend Everyone On Board Wears A Life Jacket At All Times!



**REAL NORTH** Call Kyle at 218-770-0503 for more information



TBD West Point Trail Richville, MN 56576  
\$585,000  
Sunrises! Backlot! 156 ft! Dead End Road!

Two Amazing Spots on Otter Tail!

28055 State Hwy 78 Battle Lake, MN 56515  
\$850,000  
Sand Beach! Golf Course! Views! Ice Cream!



**REAL NORTH**  
by

The Real North Team is your trusted partner for all things real estate across Otter Tail Lake, and the surrounding areas.



**Kyle Haberman**

218-770-0503  
kyle@realnorthteam.com



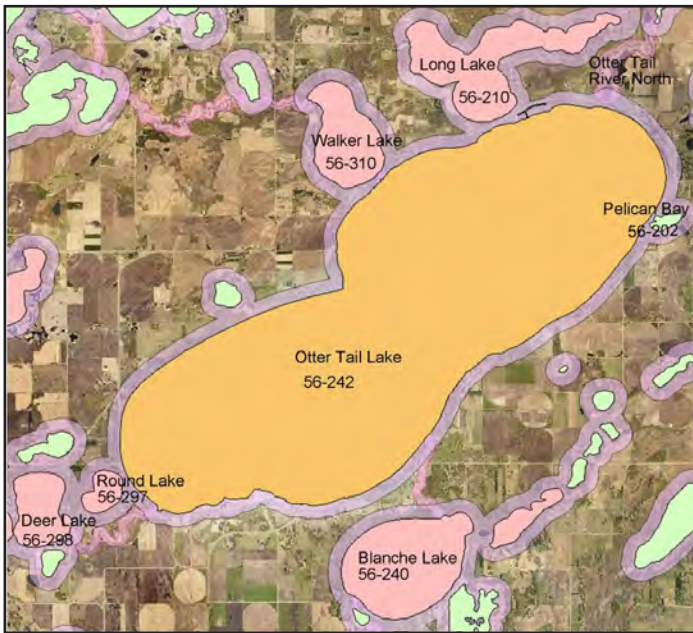
**Beth Madson**

320-808-6492  
beth@realnorthteam.com

# Otter Tail Water

## Management District (OTWMD)

OTWMD includes part of Ottertail City and four townships. It encompasses six lakes, Blanche, Deer, Otter Tail, Round, Walker, south half of Long Lake and part of the Otter Tail River North. Personnel include the administrator/manager and on-call employee.



**Business Hours:**  
Monday-Friday  
7:30 a.m.-4 p.m.

### Active Maintenance Properties Weekends and Holidays Service Call Checklist:

Generally from when the Septic System Alarm comes on the tanks should have about 200 gallons left of capacity left before any back up occurs in the house (Each flush of a toilet is about 2 gallons of water on a standard modern toilet). Depending on when the alarm comes on it may be possible to conserve water until the weekend/holiday is over. A sure sign of backup being imminent is hearing gurgling in the drains when running water or flushing the toilets. Toilets and drains may also drain slower as you are getting closer to backing up in the house. If you believe you can not make it through the weekend without having your alarm addressed please look into the following steps:

1. Property owners should contact a septic pumper/maintainer and have their septic tanks pumped. Do not replace/fix anything else at this time.
2. Property owner should contact the District Office the next open business day to discuss the service call and inform the district of the contractor that pumped the septic tanks.
3. Property owner should provide a copy of the bill from the Septic Pumping Company to the OTWMD for reimbursement to the property owner of the pumping cost. This reimbursement will happen at the next Monthly Board Meeting for the district. These meetings are held the second Wednesday of each month.
4. The district will address the issue/problem that caused the service call during the work week. For example, replacing the pump in the lift station. If the issue is in the sewer line between the septic tank and dwelling this is still the responsibility of the homeowner to take care of. The district covers anything from the inlet of the septic tank through the drainfield. The only exceptions to this are freeze ups in the winter months and homeowner negligence.
5. Property owners should contact the District Office during business hours for any questions or concerns about your septic system. The district office number is 218-548-7400 and the district email is [ottertailwatermanagement@outlook.com](mailto:ottertailwatermanagement@outlook.com).
6. Only properties on the OTWMD Active Maintenance Program will receive reimbursement for the pumping of the septic tanks. All OTWMD Passive Maintenance Program properties are still the responsibility of the property owner to take care of.

### Tips ...

#### Bathing/Bathroom:

- Take shorter showers instead of baths every day.
- Consider shutting off the water in the shower while lathering and shampooing.
- Install low-flow showerheads.
- Do not run the hot water to warm the bathroom.
- Shut off water while shaving and brushing teeth.
- Put adequate water in the washbasin to wash hands instead of washing under running water.

#### Chemical Usage:

- Do not use tub, tile and shower cleaners. They will move soaps thru the system to the drainfield. Try a squeegee instead to keep the film off the shower walls.
- Reduce use of cleaners by doing more scrubbing with fewer cleaners.
- Do not use "every flush" toilet bowl disinfectants that are placed in the tank.
- DO NOT dispose of unused prescriptions or other medications of any kind down the drains. They have a huge negative impact on the ecosystem. They do not break down. They will travel to the groundwater, lakes, rivers and streams. High concentrations of antibiotics and chemicals can retard or kill the growth of good bacteria in your septic system. Some studies are pointing to mutations in fish and other aquatic species.
- Limit use of antibacterial soaps. They too can have a negative impact on the ecosystem.

#### Maintenance/Repair:

- Repair leaky faucets and toilets immediately.
- DO NOT flush facial tissues, paper towels, cigarette butts, baby wipes or personal hygiene products down the toilet. Use moderate amounts of toilet paper that breaks up easily in water.
- The use of septic systems additives is discouraged.

## Septic Systems Information

### Minimum Setbacks From Ordinary High Water Level ...

For more detailed information, see the Sanitation Code of Otter Tail County

#### Sewage Tank Setback Requirements:

Water Supply Well .....	50 Ft.
Buried Pipe Distributing Water Under Pressure.....	10 Ft.
Building .....	10 Ft.
Lot Line/Road Right-of-Way.....	10 Ft.
Top of Bluff.....	30 Ft.

#### Soil Treatment Area Setback Requirements:

Water Supply Well Less than 50 Ft Deep and Less than 10 Ft of Impervious Material .....	100 Ft.
Buried Pipe Distributing Water Under Pressure.....	10 Ft.
Lot Line/Road Right-of-Way.....	10 Ft.
Occupied Buildings.....	20 Ft.
Non-Occupied Buildings .....	10 Ft.
Top of Bluff.....	30 Ft.

Lic. BC520694

**218-640-3713**  
**Battle Lake, MN**  
[www.daveerwinconstruction.com](http://www.daveerwinconstruction.com)

Dave Erwin Construction is a trusted and licensed contractor serving the Battle Lake, MN and surrounding area. We offer upscale construction services and unbeatable customer satisfaction.

*Distinctive Homes. Distinctive Values*

Follow us on Facebook

Providing a superior level of informed, professional and consistent real estate service to buyers and sellers in the lakes area!

 John Good Broker 218-731-000 john@lakesfamilyres.com	 Mark Stortroen Assoc. Broker GRI 218-731-6315 mark@ottertailres.com	 Deb Banta Realtor 218-821-5678 bantadeb43@gmail.com	 Zach Good Realtor 218-731-2761 zach@lakesfamilyres.com	 Luke Mostue Realtor 218-671-8457 luke@lakesfamilyres.com	 Shana Zimmerman Realtor 218-770-6936 shana@lakesfamilyres.com	 Phyllis Tysver Realtor 218-308-3775 phyllis@lakesfamilyres.com
 Todd Eklund Realtor 320-808-1005 todd@lakesfamilyres.com	 Scott Schauff Realtor 218-731-2813 sschauff@ptel.com	 Samuel Herzog Realtor 218-205-3573 samuelherzog@gmail.com	 Chad Landmann Realtor 218-731-28200 chad@lakesfamilyres.com	 Jay Harvey Realtor 216-394-4089 jerrellharvey1122@gmail.com		

**Thinking about Selling? Call one of us for a FREE MARKET ANALYSIS to determine your property's value!**

[www.lakesfamilyres.com](http://www.lakesfamilyres.com)  
1811 E. Fir Ave. • Fergus Falls • 218-739-4460

# Free Nitrate Water Testing - 2026

Homeowners who rely on private wells for their drinking water supply should test for nitrates on a regular basis. Private well owners are encouraged to participate at one of four free nitrate testing clinics.

Clinic dates are:

- June 25 at the Ottertail City Community Center from 11 a.m.-1 p.m.
- July 9 at the Prairie Event Center in Parkers Prairie from 11 a.m.-1 p.m.
- July 16 at the West Otter Tail SWCD Office in Fergus Falls from 11 a.m.-1 p.m.
- July 23 at the East Otter Tail SWCD Office in Perham from 11 a.m.-1 p.m.

The clinics will be conducted by the East Otter Tail Soil and Water Conservation District. Nitrates are the most common contaminants in Minnesota's groundwater, and a significant number of the state's wells have high nitrate levels. In 2017 the Minnesota Department of Agriculture targeted several townships in the Otter Tail County for nitrate testing. The results showed that 2.5% of the tested wells throughout the County were above the 10-ppm nitrate drinking water standard. Out of these townships including Perham, Otter Tail, Compton, Inman, Clitherall, Elmo and Woodside the wells tested were 5% above the 10-ppm nitrate drinking water standard. While over 10% of the wells tested in Parkers Prairie Township exceeded the same standard.

If you would like to know more about the nitrate level in your well, please bring at least one-half cup of water in either a clean plastic or glass container, or a Ziploc-type bag to the nitrate testing clinic. To get a good sample, allow the water to run for five to ten minutes before collecting a sample. Homeowners with distillers, reverse osmosis, or other nitrate removal systems should take two water samples: one before and one after the treatment process. This will determine if the nitrate removal system is working. Homeowners with just a water softener need to take only one sample - either before or after the water passes through the water softener.

Samples should be taken no more than twenty-four hours before the clinic, and they

must be kept cool. To ensure accuracy, homeowners should mark the containers with their name, phone number, and a well identification number if more than one well is sampled. If homeowners wish to remain anonymous, they should simply choose another easily recognizable number to put on their well samples as it is not necessary to provide information about the well or its location.

Samples will be analyzed on the spot (the process usually takes less than five minutes) and the results given directly to the homeowner. If the nitrate level in a sample is elevated, clinic staff can refer the homeowner to certified labs that will retest the water. Please also note that only water from private wells will be tested - water from lakes and rivers is not allowed.

For more information on the clinics, contact the East Otter Tail SWCD at 218-346-9105.



# Carr's



# TREE SERVICE

Serving customers across  
 Greater Minnesota with crews based  
 out of the Ottertail, Alexandria,  
 Rochester, Mankato, St. Cloud  
 and Anoka areas.  
 We provide a wide variety of tree  
 services.



### Residential

Our Certified Arborists provide tree removal services in any location.



### Government/Municipal

We offer services for DNR, DOT, City, County, Township and State properties.



### Utility

We have all the right equipment to fulfill all utility line clearance jobs.



218-367-3355 • 888-470-3355

[www.carrstreeservice.com](http://www.carrstreeservice.com)



TRAQ  
Certified

# Dog and Cat Laws



## Dog ...

Minnesota dog laws combine strict statewide liability statutes with local municipal ordinances. Statewide, owners are strictly liable for bites without needing proof that the owner knew the dog was dangerous, provided the victim was lawfully present and did not provoke the animal.

### Statewide Regulations:

- **Liability:** Under Minnesota Statute 347.22, a dog owner is strictly liable for any injury or damages if their dog bites or injures a person acting peaceably in a location where they have a legal right to be.
- **Dangerous Dogs:** Defined by Minnesota Statute 347.50 as a dog that has bitten a human without provocation or killed a domestic animal. Owners of designated dangerous dogs must pay registration fees, implant a microchip, secure the dog in a locked "proper enclosure," use a muzzle in public, and post a surety bond or liability insurance of at least \$50,000.
- **Outdoor Shelter:** Under Minnesota Statute 343.40, dogs kept outside or in unheated areas must have a moisture-proof, windproof shelter of suitable size with proper bedding, shade, and a windbreak at the entrance between November 1 and March 31.
- **State Parks:** Pets must be on a physical leash no longer than 6 feet, cannot be left unattended, and must be cleaned up after.

### Local Ordinances & Licensing (City/County Level):

In addition to state law, local city ordinances apply and are usually enforced by county or municipal animal control authorities:

- **Licensing:** Most jurisdictions require dogs over 3 to 6 months of age to be licensed annually or biannually. Proof of current rabies vaccination is required to receive a license.
- **Leash Laws:** Nearly all cities have leash laws. Animals off the owner's property must be leashed, and unrestrained dogs are legally considered to be "running at large".
- **Noise & Nuisance:** Most local governments restrict excessive nuisance barking, often backed by warnings and subsequent fines if complaints are filed by

neighbors.

- **Waste:** Owners are required to immediately pick up and properly dispose of their dog's waste on public property and neighboring yards.

Check with your specific local city or county animal control office for exact licensing fees and localized off-leash park regulations.

## Cat ...

Minnesota cat laws strictly protect all cats from cruelty, making it a potential felony to cause significant harm, regardless of ownership. Owners must keep cats under control and prevent them from running at large on others' property. Licensing, vaccination and humane care standards are mandated by state and local regulations.

### Key Minnesota Cat Regulations:

- **Cruelty and Protection:** Cats are protected under Minnesota anti-cruelty statutes. Intentionally harming a cat, including shooting a stray or neighbor's cat, is illegal and can lead to felony charges.
- **Stray/Animal Control:** If a cat is picked up, there is typically a 5-day stray hold period during which authorities try to contact the owner.
- **Running at Large:** Many local ordinances make it unlawful for owners to allow their cats to roam free on public property or private property of another without consent.
- **Licensing and Vaccination:** Many municipalities require cats over 6 months old to be licensed and vaccinated against rabies.
- **Breeding Laws:** Commercial breeders with 10 or more intact adults who sell more than five litters per year must be licensed and inspected by the state.
- **Neglect and Care:** Under Minnesota law, owners are required to provide necessary food, water, shelter, and veterinary care to prevent unnecessary suffering.

### Important Legal Distinctions:

- **"No Rescue" Rule:** You cannot simply keep a stray cat; you must abide by local stray hold regulations, which often require reporting the found animal to the Animal Humane Society or local police.
- **Feral Cats:** While feeding feral cats may be prohibited by some local city ordinances, they are still protected from cruel treatment under state law.

Always check your specific city or county ordinances, as local animal control laws may be stricter than state law.

## Service Ads

**Dave ERWIN CONSTRUCTION, INC.**  
 Lic. BC220094  
 218-640-3713  
 Battle Lake, MN  
 www.daveerwinconstruction.com  
 Dave Erwin Construction is a trusted and licensed contractor serving the Battle Lake, MN and surrounding area. We offer upscale construction services and unbeatable customer satisfaction.  
*Distinctive Homes. Distinctive Values*

**BUDKE SERVICES**  
**LANDSCAPE MAINTENANCE CONTRACTOR**  
 ✓ Shrub Replacement ✓ Lawn Mowing  
 ✓ Shrub Pruning ✓ Paver Patio Repair  
 ✓ Flowerbed Design ✓ Skid Steer  
 ✓ Mulching ✓ Retaining Walls  
 ✓ Grass Seeding **218-770-7065**

**Ask the Experts at Esser!**  
**ESSER AIRESERV**  
 HEATING & AIR CONDITIONING  
 Plumbing & Heating a neighborly company  
 218.346.3530 | 218.346.2138  
 EsserPlumbingandHeating.com

**50 YEARS** 1975-2025  
**BOLL REALTY**  
 217 MN HIGHWAY 78 N, OTTERTAIL, MN **7 DAYS OPEN**  
 "LAKE HOMES, CABINS, LAND, HUNTING & COMMERCIAL... WE DO IT ALL"  
**218-367-2716**  
 BOLL@ARVIG.NET  
 WWW.BOLLREALTY.COM

**Everts Lumber company**  
**Quality Forest Products**  
 Hardware - Tools  
 Electrical - Plumbing  
 Windows & Doors  
 Millwork - Roofing  
 Dock Systems  
 Benjamin Moore Paint  
**218-864-5983**  
**www.evertslumber.com**  
 205 Lake Ave S - Battle Lake  
 M-F 7:30am-5:00pm and Sat. 7:30am-noon

# Minnesota DNR Webinar Series Offers New Sessions

Webinars on muskellunge fishing and the state’s muskie plan, surveying fish in the Boundary Waters Canoe Area Wilderness, sampling rare or threatened fish species, moose research, and changes in duck harvest are part of the summer lineup for the Minnesota Outdoor Skills and Stewardship Series from the Minnesota Department of Natural Resources.

“After a cool spring, many Minnesotans are eager to get outside for some summer fun,” said Benji Kohn, DNR volunteer mentor program coordinator. “Our webinars share some great tips and information to help further people’s understanding of and interest in fishing, hunting, trapping, fisheries management and wildlife biology.”

The DNR hosts these live webinars every other Wednesday at 12 noon. Upcoming topics include:

- **June 17 – Muskellunge in Minnesota:** Kamden Glade, fisheries research scientist, will discuss the DNR’s new long range muskie plan, recent research, and some tips on how to land this “fish of a thousand casts.”
- **July 1 – Surveying fish in the BWCAW:** Brent Flatten, Tower-area fisheries specialist, will share how fisheries surveys are accomplished in the BWCAW, what information is gathered and knowledge that might help anglers catch more fish during BWCAW trips.
- **July 15 – How we sample rare or threatened fish species in Minnesota:** Brett Nagle, native fish biologist, will share a glimpse into rare fish species, how the DNR surveys them, what’s been learned through those surveys, and why these fish are important to our larger ecosystem.
- **July 29 – Minnesota moose research:** Amanda McGraw, moose scientist, will talk about the latest moose research in Minnesota, what the DNR is learning about this iconic northern Minnesota cervid and how the moose population is doing across the state.
- **August 12 – Exploring changes in duck harvest distributions in the central and Mississippi flyways between 1960-2019:** Bram Verheijen, wildlife re-

search biometrician, will talk about the dynamics of waterfowl harvest distributions in the central and Mississippi flyways from 1960 to 2019.

### Attending A Webinar:

All webinars are captioned and free. Pre-registration is required to participate in the live events. The DNR posts recordings of each episode online for those who can’t attend live, and registration is not required to view recordings. Episode descriptions, registration information and archives are available on the Minnesota DNR Outdoor Skills and Stewardship Series webpage ([mndnr.gov/discover](http://mndnr.gov/discover)).

For other education and learning opportunities from the DNR, visit:

- The education and safety training webpage ([mndnr.gov/education-safety](http://mndnr.gov/education-safety)) for information on boat and water safety, hunter education, firearms safety, natural resources education, and recreational vehicle safety.
- The I Can! webpage ([mndnr.gov/ican](http://mndnr.gov/ican)) for details on this program that helps people of all ages learn about camping, paddling, mountain biking, fishing and archery.



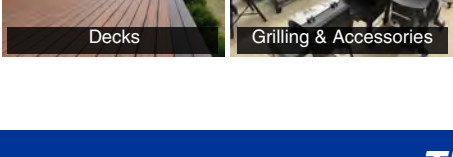



## Thanks For Being An OTLPOA Member!



1005 N Tower Rd, Fergus Falls, MN 56537  
218-998-5070 | [www.fergushh.com](http://www.fergushh.com)



if you have a **HOME** we can help



### • IMPORTANT NOTES •

The Minnesota Department of Natural Resources will collect your social security number when you apply for a non-commercial hunting or fishing license.

License prices listed do not include any additional fees or the \$1 agent fee.

Commercial licenses applications require a Federal Employer Identification number, Minnesota Tax Identification number or Social Security Number. Commercial licenses are issued at the DNR license center.

## Share Your Memories At The Lake!



Submit your photos to [blreview@arvig.net](mailto:blreview@arvig.net)

note in subject line OTLPOA Lakeshore News Photos and include a brief description, when and by who!